



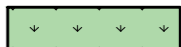
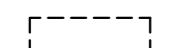





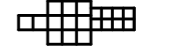


0m 10m 20m 30m 40m  
Scale 1:500

All dimensions to be verified on site by Main Contractor before the start of any shop drawings or work whatsoever either on their own behalf or that of sub-contractors. Report any discrepancies to the Contract Administrator at once. This drawing is to be read with all relevant Architect's and Engineer's drawings and other relevant information.

© WT Design Ltd Do Not Scale

Notes:

**Key**

-  Permeable Block Paving
-  Tarmac
-  Proposed new planting /soft landscaping
-  Parking Spaces within parking courts 5mx 2.5m
-  Indicative Tree planting
-  Indicative New Planting.
-  Existing Fence
-  1800 Timber Panel Fencing
-  1200 Close Boarded Fencing (CB)
-  600x600x38mm or 450x450x38mm buff colour paving slabs. Level threshold entrance paths & bin access paths to be 900mm wide. All other paths to be 600mm wide. Square patio to rear of dwellings.
-  1200 / 1800 Brick wall & Pier Detail
-  900mm Wide timber gate
-  Rotary Dryer

C6	24/08/20	Bin Collection Points added.	KD	DAG
C5	14/08/20	Tar and Shingle replaced with PBP.	KD	DAG
C4	13/08/20	Permeable block paving added.	KD	DAG
C3	05/08/20	Bin Collection Points added	KD	DAG
C2	28/11/19	House Type A added	DAG	DAG
C1	07/11/19	First Issue	AC	DAG
Rev:	Date:	Description:	Chk:	Apr:

**WT Design Ltd**  
Architectural Consultants



Upper Floor, Unit 1  
Burlingham Business Centre  
North Burlingham  
Norfolk  
NR13 4TA  
t: 01603 389489  
e: info@wt-design.co.uk

Project:  
**Dawson's Lane,  
Blofield Heath,  
NR13 4SA**

Drawing Title:  
**External Works Plan**

Client:  
**PPAP Investments Ltd**

Scale: **1:500 @ A2** | Date: **07/11/19**

Project Number:	Drawing Number:	Revision:
103-19 - 0450		C6

**Construction**

